

ATTORNEY CIVIL CASE OPENING



ADDENDUM

INSTRUCTIONS FOR FILERS

MOSHANNON VALLEY PROCESSING CENTER IMMIGRATION HABEAS CORPUS CASES

FEBRUARY 2026

JUMP TO

[Opening a Civil Case](#)

[Introduction](#)

[Begin Case Opening](#)

[Civil Case Statistical Information Screen](#)

[Add New Party Screen](#)

[Party Information Screen](#)

[Participant Tree and Functional Icons](#)

[Docketing the Petition for Writ of Habeas Corpus \(not seeking *in forma pauperis* status\)](#)

[Docketing the Petition for Writ of Habeas Corpus \(seeking *in forma pauperis* status\)](#)

[Docketing a Motion for Temporary Restraining Order](#)

[Index of Docketing Events](#)

OPENING A CIVIL CASE

Introduction

Attorneys must electronically open new civil cases and file case initiating documents, including petitions for writ of habeas corpus by detainees of the Moshannon Valley Processing Center ("MVPC"). If a mistake is made during case opening, the filer must proceed to docket the petition or other initiating document to maintain and preserve the filing date. If you realize you have made an error, please call the Clerk's Office in the appropriate division at:

- Pittsburgh (412) 208- 7500
- Erie (814) 464-9600
- Johnstown (814) 533-4504

Begin Case Opening

Log in to **CM/ECF**.

Select **CIVIL** from the blue menu bar, then under **Attorney Open an Unassigned Civil Case** select **Civil Case Unassigned**.

A warning will appear regarding opening a sealed case. Click **[Next]**.

Open Unassigned Civil Case

If you are opening a sealed mc or cv case, you are using the wrong event. Leave this screen and return to filing an Unassigned Sealed case.

On the following screen, select the appropriate **Office** from the dropdown menu. Pursuant to LCvR3, the **JOHNSTOWN** division will be the appropriate Office for immigration habeas corpus cases out of MVPC. Leave the **Case type** as **cv**.

Check the box for **Related cases** if applicable. See LCvR40(D).

Then click **[Next]**.

Open Unassigned Civil Case

Office Case type

Date filed: 1/22/2026

Lead case number

Association type

Other court name

Other court number

JPML number

☐ Related cases

NOTE: The **Lead case number** and **JPML number** should NOT be filled in.

If there are related cases, add those on the following screen by searching for the **Related case number**.

Check the box for **More related cases** if applicable.

Click **[Next]** and continue the process until all related cases are added.

Open Unassigned Civil Case

Related case number

Relation type

☐ **More related cases**

Civil Case Statistical Information Screen

Complete the fields on this screen using the guidelines provided below.

Click **[Next]**.

Open Civil Case

Jurisdiction	2 (U.S. Government Defendant) ▼		
Cause of action	28:2241pd (28:2241 Petition for Writ of Habeas Corpus (Pretrial Detainee) ▼	Filter: <input type="text"/>	<input type="button" value="Clear filter"/>
Nature of suit	463 (Habeas Corpus - Alien Detainee) ▼	Filter: <input type="text"/>	<input type="button" value="Clear filter"/>
Origin	1 (Original Proceeding) ▼		
Citizenship plaintiff	▼		
Citizenship defendant	▼		
Jury demand	n (None) ▼	Class action	n (No Class Action Alleged) ▼
Demand (\$000)	<input type="text"/>		
Arbitration code	▼	County	Clearfield ▼
Fee status	pd (paid) ▼	Fee date	1/22/2026
Date transfer	<input type="text"/>		
<input type="button" value="Next"/> <input type="button" value="Clear"/>			

Jurisdiction: Select 2 (U.S. Government Defendant)
Cause of action: Select 28:2241pd (28:2241 Petition for Writ of Habeas Corpus (Pretrial Detainee))
Nature of suit: Select 463 (Habeas Corpus – Alien Detainee)
Origin: Leave the default of 1 (Original Proceeding)
Citizenship: Do NOT complete this field for either party (this is only for diversity jurisdiction cases)
Jury demand: Leave the default of n (None)
Class action: Leave the default of n (No Class Action Alleged)
Demand: Leave blank
Arbitration code: Leave blank
County: Select Clearfield County
Fee status: Select one of the following codes:
 pd (paid) *if you will be paying the \$5.00 filing fee through pay.gov upon filing the petition*
 pend (IFP pending) *if you will be filing a motion for leave to proceed in forma pauperis along with the petition*
Fee date: Leave default
Date Transfer: Leave default (blank)

Add New Party Screen

Please refer to the CM/ECF Party Name Data Conventions Manual on the court's website.

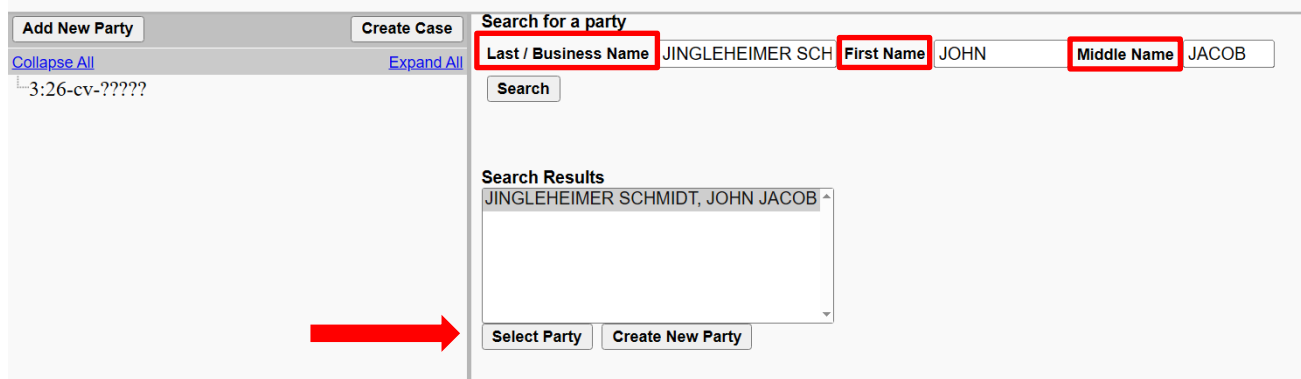
The left panel below contains the buttons to **[Add New Party]** and **[Create Case]**. Since no participants have been entered for this new case, the participant tree (under **Collapse All**) is empty.

You must enter all appropriate parties **EXACTLY as they appear in the caption of your petition**. Starting with the petitioner and followed by respondent(s), search for each party by entering the last name, first name, and middle name/initial if applicable, in the corresponding fields and clicking **[Search]**. Do **NOT** put any title, generation, or other descriptive text in the first, middle, or last name fields. If the party is a government agency or other entity, the full name should be entered in the **Last / Business Name** field.

If the exact party name appears in the **Search Results** box, highlight it and click **[Select Party]**. If the exact party name does not appear, click **[Create New Party]** and create the party.

REMEMBER: Party names in this court are in ALL CAPITAL LETTERS. Also, the party names must exactly match the party names as they appear in the caption of the petition. Do **NOT** select an existing party from the search results if it deviates in any way from the party name in the caption of your petition. (i.e. do NOT select "PAM JONES" if your party is named "PAMELA JONES").

Open Unassigned Civil Case



The screenshot displays the 'Add New Party' screen. On the left, there are buttons for 'Add New Party' and 'Create Case', along with 'Collapse All' and 'Expand All' links. Below these is a participant tree showing a case number '3:26-cv-????'. The main search area is titled 'Search for a party' and contains three input fields: 'Last / Business Name' (containing 'JINGLEHEIMER SCH'), 'First Name' (containing 'JOHN'), and 'Middle Name' (containing 'JACOB'). A 'Search' button is located below these fields. The 'Search Results' section shows a single result: 'JINGLEHEIMER SCHMIDT, JOHN JACOB'. Below the results are two buttons: 'Select Party' and 'Create New Party'. A red arrow points to the 'Select Party' button.

Party Information Screen

Please refer to the CM/ECF Party Name Data Conventions Manual on the court's website.

Once you have selected a party name using either the **[Select Party]** or **[Create New Party]** buttons, the **Party Information** screen will open. The **Role** field on this screen **defaults to Defendant**, as shown below. ****BE SURE TO ALWAYS CHANGE TO THE APPROPRIATE ROLE FOR THE PARTY – EITHER PETITIONER OR RESPONDENT****

Open Unassigned Civil Case

Add New Party
Create Case
Collapse All
Expand All
3:26-cv-????

Party Information

JOHN JACOB JINGLEHEIMER SCHMIDT

Title

Role

Pro se

Prisoner Id Unit

Office

Address1

Address 2

Address 3

State Zip

Prison

Phone


E-mail

Party text

Start date End date

Corporation Notice

[Start a New Search](#)



If there is a title that precedes the party name in the caption of your petition, enter it in the **Title** field. If there is descriptive information that follows a party name in the caption of your petition, enter it in the **Party Text** field.

EXAMPLE: WARDEN JOHN DOE, Moshannon Valley Processing Center

Open Unassigned Civil Case

Add New Party
Create Case
Collapse All
Expand All
3:26-cv-????
JOHN JACOB JINGLEHEIMER SCHMIDT pet
Alias
Corporate Parent or other affiliate
Attorney

Party Information

JOHN DOE

Title

Role

Pro se

Prisoner Id Unit

Office

Address1

Address 2

Address 3

State Zip

Prison

Phone

E-mail

Party text

Start date End date

Corporation Notice

[Start a New Search](#)

EXAMPLE: ATTORNEY GENERAL JANE SMITH, U.S. Department of Justice, in her official capacity

Open Unassigned Civil Case

[Add New Party](#) [Create Case](#)

[Collapse All](#) [Expand All](#)

3:26-cv-????

JOHN JACOB JINGLEHEIMER SCHMIDT pet

Alias

Corporate Parent or other affiliate

Attorney

JOHN DOE res

Alias

Corporate Parent or other affiliate

Attorney

Party Information
JANE SMITH

Title ATTORNE

Role Respondent (res:ply)

Pro se No

Prisoner Id

Office

Address1

Address 2

Address 3

State Zip

Prison

Phone

E-mail

Party text U.S. Department of Justice, in her official capacity

Start date 1/22/2026 End date

Corporation no Notice yes

[Add Party](#) [Start a New Search](#)

Leave all other fields blank. **Do not enter address information.**

For each party, **Notice** dropdown should default to “yes” which should not be changed. **Corporation** dropdown should default to “no” which should not be changed.

Once all required Party Information is entered and the correct Role selected, click **[Add Party]**. The party will be added to the participant tree in the left panel. **CONTINUE THIS PROCESS UNTIL PETITIONER AND ALL RESPONDENTS HAVE BEEN ADDED.**

DO NOT FORGET THAT YOUR PARTY NAMES MUST EXACTLY MATCH THE PARTY NAMES AS THEY APPEAR IN THE CAPTION OF YOUR PETITION INCLUDING ANY TITLE, GENERATION, OR DESCRIPTIVE TEXT.

Once the parties have been added, you must add yourself as attorney for the petitioner. Click on the icon to add person next to **Attorney** under the petitioner. Search for each attorney by entering the last name, first name, and middle initial if applicable, in the corresponding fields and clicking **[Search]**. Select the attorney from **Search Results** and click on **[Select Attorney]**.

Open Unassigned Civil Case

[Add New Party](#) [Create Case](#)

[Collapse All](#) [Expand All](#)

3:26-cv-????

JOHN JACOB JINGLEHEIMER SCHMIDT pet

Alias

Corporate Parent or other affiliate

Attorney

JOHN DOE res

Alias

Corporate Parent or other affiliate

Attorney

JANE SMITH res

Alias

Corporate Parent or other affiliate

Attorney

Search for an attorney for JOHN JACOB JINGLEHEIMER SCHMIDT

Bar Id

Last Name Attorney First Name Test Middle Name

[Search](#)

Search Results

Attorney, Test

[Select Attorney](#)



The attorney's contact information will prepopulate, and these fields should not be edited; if any information is incorrect, the attorney must perform PACER account maintenance to update their profile. The attorney **Designation** will default to "Retained" but can be changed if necessary. The **Notice** and **Seal Flag** fields should default to yes but please ensure that these fields say yes before proceeding. If the correct attorney has been selected, click on **[Add Attorney]**.


Open Unassigned Civil Case


Add New Party **Create Case**



[Collapse All](#) [Expand All](#)



3:26-cv-????


☒ **JOHN JACOB JINGLEHEIMER SCHMIDT** pet  


Alias 



Corporate Parent or other affiliate 



Attorney  


☒ **JOHN DOE** res  


Alias 



Corporate Parent or other affiliate 

Attorney  

☒ **JANE SMITH** res  

Alias 

Corporate Parent or other affiliate 

Attorney  

Attorney Information

Test Attorney

Title

Office Unit

Address 1 700 Grant Street Address 2

Address 3 City Pittsburgh



State PA Zip 15219

Country USA Phone 412-208-7500

Fax E-mail pawd.test.attorney@gmail.com

Pro Hac Vice no Lead attorney yes

Designation Retained

 Seal Flag yes  Notice yes

Start date 1/22/2026 End date

Add Attorney

[Start a New Search](#)

NOTE: An attorney should only be added to the petitioner on this screen if they have **SIGNED** the petition. Otherwise, a separate Notice of Appearance or Motion for Leave to Appear *Pro Hac Vice* must be filed subsequent to the petition.

Participant Tree and Functional Icons

The participant tree is displayed on the left panel as parties are added to the case. Also present in the participant tree are functional icons:



Delete this party from the case



Edit this party



Add Alias, Corporate Parent or other affiliate, or Attorney



Copy Attorney

Note: The **Edit** icon only displays beside a party once it's been added to the participant tree; therefore, if no participant is added, this icon is suppressed.

The right panel of the screen allows you to search for and add additional parties. Add **all of the parties** as they appear in the caption of the petition. If you omit a party, there is an opportunity to add a party as you file your petition.

Open Unassigned Civil Case

The screenshot displays the 'Open Unassigned Civil Case' interface. On the left, a participant tree for case 3:26-cv-???? lists three parties: JOHN JACOB JINGLEHEIMER SCHMIDT (pet), JOHN DOE (res), and JANE SMITH (res). Each party has a set of functional icons: a green plus for 'Alias', a green plus for 'Corporate Parent or other affiliate', and a blue document for 'Attorney'. The right panel features a search bar for attorneys, with the text 'Search for an attorney for JOHN JACOB JINGLEHEIMER SCHMIDT'. Below the search bar are input fields for 'Bar Id', 'Last Name', 'First Name', and 'Middle Name', along with a 'Search' button. The 'Create Case' button at the top of the participant tree is highlighted with a red box.

Once all parties and attorneys have been added to the case, click **[Create Case]**.

Once you have clicked the **[Create Case]** button, you will be presented with an option to either create the case or stop the process. If you select **[Yes]** and create the case, you must continue and file the petition. Clicking **[No]** allows you to go back and correct any mistakes or to stop the process.

Open Unassigned Civil Case

[Collapse All](#) [Expand All](#)

3:26-cv-????

- JOHN JACOB JINGLEHEIMER SCHMIDT pet
 - Alias
 - Corporate Parent or other affiliate
 - Attorney
 - Test Attorney
- JOHN DOE res
 - Alias
 - Corporate Parent or other affiliate
 - Attorney
- JANE SMITH res
 - Alias
 - Corporate Parent or other affiliate
 - Attorney

Search for an attorney for JOHN JACOB JINGLEHEIMER SCHMIDT

Bar Id

Last Name First Name Middle Name

Case Opening

Case will be created. Proceed?

Once the case has been created, do not click the back button on your web browser. If you forgot to add a party or parties, or have made another type of error, please contact the Clerk's Office in the appropriate division at:

- Pittsburgh (412) 208- 7500
- Erie (814) 464-9600
- Johnstown (814) 533-4504

IF YOU HAVE CREATED A CASE WHICH CONTAINS ERRORS, DO NOT OPEN AN ADDITIONAL CASE TO MAKE CORRECTIONS. FILE YOUR INITATING DOCUMENTS AT THE ORIGINAL CASE YOU CREATED TO PRESERVE YOUR FILING DATE AND CONTACT THE CLERK'S OFFICE DURING BUSINESS HOURS FOR ASSISTANCE WITH ANY NECESSARY CORRECTIONS.

Docketing the Petition for Writ of Habeas Corpus (not seeking *in forma pauperis* status)

Once the case has been created, you will be given a case number. Be sure to make note of the case number so that you may add this to your documents before you file them electronically.

Note: The new case number is displayed without an assigned judge. You will receive a Notice of Electronic Filing when the Clerk's Office has reviewed the case and assigned a judge to the case.

Open Unassigned Civil Case

Case Number 26-3 has been opened.

[Docket Lead Event?](#)

The Petition for Writ of Habeas Corpus ("Petition") **must** now be filed. Click the hyperlink, **Docket Lead Event?**

Select **ATTORNEY Petition for Writ of Habeas Corpus (Credit Card Required)** from the **Available Events** list and it will populate in the **Selected Events** field. Click **[Next]**.

Complaints and Other Initiating Documents

Start typing to find another event.

Available Events (click to select events)

ATTORNEY Complaint (To be used by filers. Credit card required.)
ATTORNEY Complaint in Receivership (Credit Card Required)
ATTORNEY Motion for Leave to Proceed In Forma Pauperis
ATTORNEY Motion to Vacate/Set Aside/Correct Sentence (2255)
ATTORNEY Notice of Removal (Credit Card Required)
ATTORNEY Petition for Writ of Habeas Corpus (Credit Card Required)
ATTORNEY Petition to Enforce IRS Summons
ATTORNEY Petition to Perpetuate Testimony
Amended Complaint
Amended Counterclaim
Amended Crossclaim
Amended Intervenor Complaint
Amended Third Party Complaint
Application for Stay of Execution
Application for Writ

Selected Events (click to remove events)

ATTORNEY Petition for Writ of Habeas Corpus (Credit Card Required)

Next

Clear

Your new case number should be automatically generated in the **Civil Case Number** field. If not, enter the case number. Click **[Next]**.

Complaints and Other Initiating Documents

Civil Case Number

Click **[Next]**.

Complaints and Other Initiating Documents

[3:26-cv-00003 JINGLEHEIMER SCHMIDT v. DOE et al](#)

Select the filer(s) of the petition (i.e., the petitioner) and click **[Next]**. **Note:** If you forgot to add a petitioner while opening the case, you could add them now by clicking **[New Filer]**.

Complaints and Other Initiating Documents

[3:26-cv-00003 JINGLEHEIMER SCHMIDT v. DOE et al](#)

If adding new parties enter them in ALL CAPITAL LETTERS.

Pick Filer

[Collapse All](#)

[Expand All](#)

JOHN DOE res

☒ JOHN JACOB JINGLEHEIMER SCHMIDT pet

JANE SMITH res

Select the filer.

Select the Party:

DOE, JOHN [res]

JINGLEHEIMER SCHMIDT, JOHN JACOB [pet]

SMITH, JANE [res]




Select the party or parties that this filing is against (i.e., the respondent(s)) and click **[Next]**. **Note:** If you forgot to add a respondent while opening the case, you could add them now by clicking **[New Party]**.

Please heed the warning on the page to select each individual party and not to use “All Defendants”. If there is a large volume of respondents, click on the first-listed respondent and then hold down your Shift key while you scroll down and then select the last-listed respondent. This should select all respondents.

Complaints and Other Initiating Documents
[3:26-cv-00003 JINGLEHEIMER SCHMIDT v. DOE et al](#)

DO NOT Select the All Defendants group for this filing. Please select individual parties from the pick list. Hold Control Key down and click on each individual party. Only use All Defendants or All Plaintiffs if you have an extremely large volume of parties to pick from.

Pick Party
[Collapse All](#) [Expand All](#)
+ JOHN JACOB JINGLEHEIMER SCHMIDT pet
- JOHN DOE res
- JANE SMITH res

Please select the party that this filing is **against**.
Select the Party: OR **Select a Group:**
JINGLEHEIMER SCHMIDT, JOHN JACOB [pet]
DOE, JOHN [res]
SMITH, JANE [res]
☒ No Group
☐ All Defendants
☐ All Plaintiffs
☐ All Parties
Next **Clear** **New Party** 

The following screen will warn you not to proceed with this event if you are filing a motion to proceed in forma pauperis. If you are paying the filing fee, click **[Next]**. (If you are filing a motion for leave to proceed in *forma pauperis*, please refer to the separate [instructions](#) for cases where the filer is requesting in *forma pauperis* status.)

If you are filing a motion to proceed in forma pauperis, you are using the wrong event. Back out and select the Motion to Proceed IFP event.

Next **Clear**

Only select yes on the following screen if you need to bypass the credit card payment screen because you accidentally paid the fee and backed out of CM/ECF before finishing your filing.

Complaints and Other Initiating Documents
[3:26-cv-00003 JINGLEHEIMER SCHMIDT v. DOE et al](#)
Do you have or are you requesting in forma pauperis status for this petition?
☐ Yes
☒ No
Next **Clear**

The following screen alerts you of the filing fee and implications of proceeding further. Click **[Next]**.

Complaints and Other Initiating Documents
[3:26-cv-00003 JINGLEHEIMER SCHMIDT v. DOE et al](#)
Fee: \$5
Once you authorize and submit the Credit Card Payment (from an upcoming screen), you will NOT BE ABLE TO BACK OUT OR UN-DO IT, even though you will not have finished docketing this appeal/motion. Should you wish to abort the docketing after confirming the financial transaction, your credit card will still be billed! Please refer to the court policies and procedures, located on our website, concerning refunds.
Next **Clear**

You will then be directed to PACER to **Select a Payment Method**. Select an existing payment method or select **Enter a credit card**.

Pay Filing Fee for Pennsylvania Western District Court (test)

* Required Information

Payment Amount

Amount Due * \$5.00

Select a Payment Method

☒ Test Attorney
XXXXXXXXXX4747
12/2032

☐ Enter a credit card

Note: We protect the security of your information during transmission using Secure Sockets Layer (SSL) software, which encrypts information you submit.

Next Cancel

Enter the name of the **Attorney Completing Transaction**, add any additional email addresses for a receipt, check the **Authorization**, and click **[Submit]** to finalize the payment.

Pay Filing Fee for Pennsylvania Western District Court (test)

Payment Summary

Payment Method	Payment Details
 XXXXXXXXXX4747 12/2032 Test Attorney 700 Grant Street Pittsburgh, PA 15219 USA	Payment Amount \$5.00 Fee Type Filing Fee

Court Specific

Attorney Completing Transaction * Test Attorney

Email Receipt

Email pawd.test.attorney@gmail.com

Confirm Email pawd.test.attorney@gmail.com

Additional Email Addresses

Authorization

☒ I authorize a charge to my credit card for the amount above in accordance with my card issuer agreement. *

Note: We protect the security of your information during transmission using Secure Sockets Layer (SSL) software, which encrypts information you submit.

Submit Back Cancel

Once the credit card payment information has been submitted, **wait until the fee has been processed**. **DO NOT** click [Submit] a second time and **DO NOT** hit the back button on your web browser or you may be charged twice without your petition being filed.

****AFTER THE FILING FEE IS PAID, YOU ARE NOT DONE WITH THE TRANSACTION. NO DOCUMENTS HAVE BEEN TRANSMITTED TO THE COURT AT THIS POINT. YOU MUST CONTINUE TO FILE YOUR PETITION.****

After payment is completed, you will be returned automatically to CM/ECF.

The next screen alerts the filer to upload the civil cover sheet and any exhibits as attachments to the petition and that any brief should be filed separately. In addition, it directs that any attachments must be labeled. You may simply select a description from the **[Category]** dropdown menu and/or type into the **[Description]** field. You do not need to retype anything in a **[Category]** dropdown selection into the **[Description]** field or you will create duplicate text.

[Choose File] for the PDF version of your petition to attach it to the docket entry. Be sure to right click on the file name, then **Open Document**, to verify you have the correct PDF document. Add all required attachments, including the civil cover sheet and any exhibits as applicable. Once all documents have been attached and descriptions added, click **[Next]**.

Complaints and Other Initiating Documents

[3:26-cv-00003 JINGLEHEIMER SCHMIDT v. DOE et al](#)

The Petition is the main document. The civil cover sheet and exhibits are separate attachments. A Brief in Support is a separate docket entry.

PLEASE MAKE SURE TO LABEL EACH ATTACHMENT.

Select the PDF document and any attachments.

Main Document

Petition.pdf

	Attachments	Category	Description	
1.	<input type="button" value="Choose File"/> Civil Cover Sheet.pdf	<input type="text" value="Civil Cover Sheet"/>	<input type="text"/>	<input type="button" value="Remove"/>
2.	<input type="button" value="Choose File"/> EXHIBIT 1.pdf	<input type="text" value="Exhibit"/>	<input type="text" value="1"/>	<input type="button" value="Remove"/>
3.	<input type="button" value="Choose File"/> No file chosen	<input type="text"/>	<input type="text"/>	

There is a dropdown menu from which you may, but do not have to, choose a descriptor for the petition such as "First" or "Emergency." There is also an open text field where you may, but do not have to, enter additional descriptive text. Click **[Next]** after making any selections or adding text.

Complaints and Other Initiating Documents

[3:26-cv-00003 JINGLEHEIMER SCHMIDT v. DOE et al](#)

Docket Text: Modify as Appropriate.

PETITION for Writ of Habeas Corpus (Filing fee \$5, receipt number APAWXDC-170740) , filed by JOHN JACOB JINGLEHEIMER SCHMIDT. (Attachments: # (1) Civil Cover Sheet, # (2) Exhibit 1) (Attorney, Test)

On this screen, you will see a preview of the final docket text. This is the final screen to complete your transaction. Click **[Next]** if the docket text is correct.

Complaints and Other Initiating Documents

[3:26-cv-00003 JINGLEHEIMER SCHMIDT v. DOE et al](#)

Docket Text: Final Text

PETITION for Writ of Habeas Corpus (Filing fee \$5, receipt number APAWXDC-170740), filed by JOHN JACOB JINGLEHEIMER SCHMIDT. (Attachments: # (1) Civil Cover Sheet, # (2) Exhibit 1) (Attorney, Test)

Attention!! Pressing the NEXT button on this screen commits this transaction. You will have no further opportunity to modify this transaction if you continue.

Have you redacted?

Source Document Path (for confirmation only):

C:\fakepath\Petition.pdf pages: 5
C:\fakepath\CIVIL COVER SHEET.pdf pages: 1
C:\fakepath\EXHIBIT 1.pdf pages: 1

Once the final transaction is submitted, a Notice of Electronic Filing (NEF) is generated, as shown below. **THIS IS HOW YOU KNOW THAT YOUR FILING HAS BEEN TRANSMITTED TO THE COURT.**

Complaints and Other Initiating Documents

[3:26-cv-00003 JINGLEHEIMER SCHMIDT v. DOE et al](#)

U.S. District Court
Western District of Pennsylvania

Notice of Electronic Filing

The following transaction was entered by Attorney, Test on 1/22/2026 at 5:00 PM EST and filed on 1/22/2026

Case Name: JINGLEHEIMER SCHMIDT v. DOE et al
Case Number: [3:26-cv-00003](#)
Filer: JOHN JACOB JINGLEHEIMER SCHMIDT
Document Number: [1](#)

Docket Text:

PETITION for Writ of Habeas Corpus (Filing fee \$5, receipt number APAWXDC-170740), filed by JOHN JACOB JINGLEHEIMER SCHMIDT. (Attachments: # (1) Civil Cover Sheet, # (2) Exhibit 1) (Attorney, Test)

3:26-cv-00003 Notice has been electronically mailed to:

Test Attorney pawd.test.attorney@gmail.com

3:26-cv-00003 Filer must deliver notice by other means to:

The following document(s) are associated with this transaction:

Document description: Main Document

After the case is reviewed by the Clerk's Office, you will be notified of the judge assigned to the case by Notice of Electronic Filing. **You do not need to wait for a judge to be assigned to file additional motions or pleadings.**

If you have a Brief in Support of the petition, Motion for Temporary Restraining Order, or other motions or pleadings to file, you may do so using the assigned civil case number and the appropriate CM/ECF filing event.

Docketing the Petition for Writ of Habeas Corpus (seeking *in forma pauperis* status)

Once the case has been created, you will be given a case number. Make note of the case number so that you may add this to your documents before you file them electronically.

Note: The new case number is displayed without an assigned judge. You will receive a Notice of Electronic Filing when the Clerk's Office has reviewed the case and assigned a judge.

Open Unassigned Civil Case

Case Number 26-5 has been opened.

[Docket Lead Event?](#)

The motion to proceed *in forma pauperis* **must** now be filed along with the Petition for Writ of Habeas Corpus ("Petition"). Click the hyperlink, **Docket Lead Event?**.

In the list of **Available Events**, you will see several designated with the word **ATTORNEY**. These are the events you should select for complaints and other initiating documents.

Select **ATTORNEY Motion for Leave to Proceed In Forma Pauperis** from the **Available Events** list and it will populate in the **Selected Events** field. Click **[Next]**.

Complaints and Other Initiating Documents

Start typing to find another event.

Available Events (click to select events)	Selected Events (click to remove events)
ATTORNEY Complaint (To be used by filers. Credit card required.) ATTORNEY Complaint in Receivership (Credit Card Required) ATTORNEY Motion for Leave to Proceed In Forma Pauperis ATTORNEY Motion to Vacate/Set Aside/Correct Sentence (2255) ATTORNEY Notice of Removal (Credit Card Required) ATTORNEY Petition for Writ of Habeas Corpus (Credit Card Required) ATTORNEY Petition to Enforce IRS Summons ATTORNEY Petition to Perpetuate Testimony Amended Complaint Amended Counterclaim Amended Crossclaim Amended Intervenor Complaint Amended Third Party Complaint Application for Stay of Execution Application for Writ	ATTORNEY Motion for Leave to Proceed In Forma Pauperis

Your new case number should be automatically generated in the **Civil Case Number** field. If not, enter the case number. Click **[Next]**.

Complaints and Other Initiating Documents

Civil Case Number

3:26-cv-5

Next

Clear

Click **[Next]**.

Complaints and Other Initiating Documents

[3:26-cv-00005 JINGLEHEIMER SCHMIDT v. DOE et al](#)

Next

Clear


Select the filer(s) of the motion to proceed *in forma pauperis* (i.e., the petitioner) and click **[Next]**.

Note: If you forgot to add a petitioner while opening the case, you could add them now by clicking **[New Filer]**.

Complaints and Other Initiating Documents

[3:26-cv-00005 JINGLEHEIMER SCHMIDT v. DOE et al](#)

If adding new parties enter them in ALL CAPITAL LETTERS.

Pick Filer	Select the filer.
<p>Collapse All Expand All</p> <p>JOHN DOE res</p> <p><input checked="" type="checkbox"/> JOHN JACOB JINGLEHEIMER SCHMIDT pet</p> <p>JANE SMITH res</p>	<p>Select the Party:</p> <div><p>DOE, JOHN [res]</p><p>JINGLEHEIMER SCHMIDT, JOHN JACOB [pet]</p><p>SMITH, JANE [res]</p></div> <p>Next Clear New Filer </p>

Select the party or parties that this filing is against [i.e., the respondent(s)] and click **[Next]**. **Note:** If you forgot to add a respondent while opening the case, you could add them now by clicking **[New Party]**.

Please heed the warning on the page to select each individual party and not to use All Defendants. If there is a large volume of respondents, click on the first-listed respondent and then hold down your Shift key while you scroll down and then select the last-listed respondent. This should select all respondents.

Complaints and Other Initiating Documents

3:26-cv-00005 JINGLEHEIMER SCHMIDT v. DOE et al

DO NOT Select the All Defendants group for this filing. Please select individual parties from the pick list. Hold Control Key down and click on each individual party. Only use All Defendants or All Plaintiffs if you have an extremely large volume of parties to pick from.

Pick Party

[Collapse All](#)
[Expand All](#)

JOHN JACOB JINGLEHEIMER SCHMIDT pet

JOHN DOE res

JANE SMITH res

Please select the party that this filing is against.

Select the Party: OR

JINGLEHEIMER SCHMIDT, JOHN JACOB [pet]

DOE, JOHN [res]

SMITH, JANE [res]

Select a Group:

☒ No Group
 ☐ All Defendants
 ☐ All Plaintiffs
 ☐ All Parties

Next

Clear

New Party

[Choose File] for the PDF version of your motion to proceed *in forma pauperis* to attach it as the **Main Document** docket entry. Be sure to right click on the file name, then **Open Document**, to verify you have the correct PDF document. Add all required attachments, **including the petition (which must be labeled from the [Category] dropdown menu as Habeas Petition lodged pending disposition of IFP motion)**, the civil cover sheet, the proposed order as required by LCvR 7.D, and any exhibits as applicable. Once all documents have been attached and descriptions added, click **[Next]**.

Complaints and Other Initiating Documents

3:26-cv-00005 JINGLEHEIMER SCHMIDT v. DOE et al

ATTACHMENTS REQUIRED:

- (1) You must file a Proposed Order for your motion as an attachment.
- (2) The complaint must be filed as an attachment.
- (3) The Civil Cover Sheet must be filed as an attachment.
- (4) If you are requesting that Summons be issued, file the completed Summons as an additional attachment.

Please **LABEL** each Attachment. Use the Complaint lodged pending disposition of motion for IFP selection for your complaint.

Select the PDF document and any attachments.

Main Document

Choose File IFP Motion.pdf

Describe Attachment

Attachments	Category	Description
1. Choose File IFP Proposed Order.pdf	Proposed Order	<input type="text"/> Remove
2. Choose File Petition.pdf	Habeas Petition lodged pending disposition of IFP Motion	<input type="text"/> Remove
3. Choose File Civil Cover Sheet.pdf	Civil Cover Sheet	<input type="text"/> Remove
4. Choose File No file chosen		<input type="text"/>

Next

Clear

NOTE: If you have a Brief in Support of the Petition, Motion for Temporary Restraining Order, or other motions or pleadings to file at this time, you must do so by making the documents **attachments** to the motion to proceed *in forma pauperis*.

There is a dropdown menu from which you may, but do not have to, choose a descriptor for the motion such as “First” or “Emergency.” There is also an open text field where you may, but do not have to, enter additional descriptive text. Click **[Next]** after making any selections or adding text.

Complaints and Other Initiating Documents

[3:26-cv-00005 JINGLEHEIMER SCHMIDT v. DOE et al](#)

Docket Text: Modify as Appropriate.

▼ MOTION for Leave to Proceed in forma pauperis , filed by JOHN JACOB JINGLEHEIMER SCHMIDT. (Attachments: # (1) Proposed Order, # (2) Habeas Petition lodged pending disposition of IFP Motion, # (3) Civil Cover Sheet) (Attorney, Test)

Next Clear

On this screen, you will see a preview of the final docket text. This is the final screen to complete your transaction. Click **[Next]** if the docket text is correct.

Complaints and Other Initiating Documents

[3:26-cv-00005 JINGLEHEIMER SCHMIDT v. DOE et al](#)

Docket Text: Final Text

MOTION for Leave to Proceed in forma pauperis , filed by JOHN JACOB JINGLEHEIMER SCHMIDT. (Attachments: # (1) Proposed Order, # (2) Habeas Petition lodged pending disposition of IFP Motion, # (3) Civil Cover Sheet) (Attorney, Test)

Attention!! Pressing the NEXT button on this screen commits this transaction. You will have no further opportunity to modify this transaction if you continue.
Have you redacted?

Source Document Path (for confirmation only):

C:\fakepath\TEST.pdf pages: 1
C:\fakepath\TEST 1.pdf pages: 1
C:\fakepath\TEST 2.pdf pages: 1
C:\fakepath\TEST 3.pdf pages: 1

Next Clear

Once the final transaction is submitted, a Notice of Electronic Filing (NEF) is generated, as shown below. **THIS IS HOW YOU KNOW THAT YOUR FILING HAS BEEN TRANSMITTED TO THE COURT.**

Complaints and Other Initiating Documents

[3:26-cv-00005 JINGLEHEIMER SCHMIDT v. DOE et al](#)

U.S. District Court

Western District of Pennsylvania

Notice of Electronic Filing

The following transaction was entered by Attorney, Test on 1/27/2026 at 2:27 PM EST and filed on 1/27/2026

Case Name: JINGLEHEIMER SCHMIDT v. DOE et al

Case Number: [3:26-cv-00005](#)

Filer: JOHN JACOB JINGLEHEIMER SCHMIDT

Document Number: [1](#)

Docket Text:

MOTION for Leave to Proceed in forma pauperis , filed by JOHN JACOB JINGLEHEIMER SCHMIDT. (Attachments: # (1) Proposed Order, # (2) Habeas Petition lodged pending disposition of IFP Motion, # (3) Civil Cover Sheet) (Attorney, Test)

3:26-cv-00005 Notice has been electronically mailed to:

Test Attorney pawd.test.attorney@gmail.com

3:26-cv-00005 Filer must deliver notice by other means to:

After the case is reviewed by the Clerk’s Office, you will be notified of the judge assigned to the case by Notice of Electronic Filing and the judge’s ruling on the motion to proceed *in forma pauperis* thereafter.

Docketing a Motion for Temporary Restraining Order

Select **CIVIL** from the blue menu bar, then under **Motions and Related Filings** select **Motions**.

Select **Temporary Restraining Order** from the **Available Events** list and it will populate in the **Selected Events** field. If you are requesting any additional relief in the same motion, select those reliefs from the **Available Events** list at this time as well. Click **[Next]** after all reliefs are selected.

Motions

If your motion contains more than one relief, click on first relief and then click on any other additional reliefs that are requested. Use Miscellaneous Relief if you cannot find a motion that is close to what you are asking for.

Start typing to find another event.

Available Events (click to select events)	Selected Events (click to remove events)
Taxation of Costs	Temporary Restraining Order
Temporary Restraining Order	Preliminary Injunction
Transfer Case	
Trial Denovo	
Unseal Case	
Unseal Document	
Vacate	
Withdraw	
Withdraw Reference	
Withdraw as Attorney	
Writ	
Writ of Habeas Corpus	
Writ of Habeas Corpus ad prosequendum	
Writ of Habeas Corpus ad testificandum	
Writ of Mandamus	

Next **Clear**

Your case number should be automatically generated in the **Civil Case Number** field. If not, enter the case number. Click **[Next]**.

Motions

Civil Case Number

Next **Clear**

Select the petitioner as the filer of the motion and click **[Next]**.

Motions

[3:26-cv-00003 JINGLEHEIMER SCHMIDT v. DOE et al](#)

Pick Filer

[Collapse All](#) [Expand All](#)

- JOHN DOE res
- JOHN JACOB JINGLEHEIMER SCHMIDT pet
- JANE SMITH res

Select the filer.

Select the Party:

DOE, JOHN [res]
JINGLEHEIMER SCHMIDT, JOHN JACOB [pet]
SMITH, JANE [res]

Next **Clear** **New Filer**

[Choose File] for the PDF version of your motion to attach it to the docket entry. Be sure to right click on the file name, then **Open Document**, to verify you have the correct PDF document. Add all required attachments, including the proposed order, and any exhibits as applicable. Once all documents have been attached and descriptions added, click **[Next]**. **DO NOT upload a Brief or Memorandum in Support of the Motion as an attachment.**

Motions

[3:26-cv-00003 JINGLEHEIMER SCHMIDT v. DOE et al](#)

If you use one of the drop-down Category items to describe an attachment, do not use the same word in the Description area to further describe your attachment or you will end up with duplicates of that word in the final docket text.

Select the PDF document and any attachments.

Main Document

MOTION FOR TRO.pdf

Attachments	Category	Description
1. <input type="button" value="Choose File"/> PROPOSED TRO.pdf	<input type="text" value="Proposed Order"/>	<input type="text"/> <input type="button" value="Remove"/>
2. <input type="button" value="Choose File"/> EXHIBIT 1.pdf	<input type="text" value="Exhibit"/>	<input type="text" value="1"/> <input type="button" value="Remove"/>
3. <input type="button" value="Choose File"/> No file chosen	<input type="text"/>	<input type="text"/>

There is a dropdown menu from which you may, but do not have to, choose a descriptor for the motion such as “First” or “Emergency.” There is also an open text field where you may, but do not have to, enter additional descriptive text. Click **[Next]** after making any selections or adding text.

Motions

[3:26-cv-00003 JINGLEHEIMER SCHMIDT v. DOE et al](#)

Docket Text: Modify as Appropriate.

by JOHN JACOB JINGLEHEIMER SCHMIDT. (Attachments: # (1) Proposed Order, # (2) Exhibit 1) (Attorney, Test)

On this screen, you will see a preview of the final docket text. This is the final screen to complete your transaction. Click **[Next]** if the docket text is correct.

Motions[3:26-cv-00003 JINGLEHEIMER SCHMIDT v. DOE et al](#)

Docket Text: Final Text

Ex Parte MOTION for Temporary Restraining Order , MOTION for Preliminary Injunction by JOHN JACOB JINGLEHEIMER SCHMIDT. (Attachments: # (1) Proposed Order, # (2) Exhibit 1) (Attorney, Test)

Attention!! Pressing the NEXT button on this screen commits this transaction. You will have no further opportunity to modify this transaction if you continue.

Have you redacted?*Source Document Path (for confirmation only):*

C:\fakepath\MOTION FOR TRO.pdf pages: 1

C:\fakepath\PROPOSED TRO.pdf pages: 1

C:\fakepath\EXHIBIT 1.pdf pages: 1

Next

Clear

Once the final transaction is submitted, a Notice of Electronic Filing (NEF) is generated, as shown below. **THIS IS HOW YOU KNOW THAT YOUR FILING HAS BEEN TRANSMITTED TO THE COURT.**

Motions[3:26-cv-00003 JINGLEHEIMER SCHMIDT v. DOE et al](#)

U.S. District Court

Western District of Pennsylvania

Notice of Electronic Filing

The following transaction was entered by Attorney, Test on 1/27/2026 at 2:47 PM EST and filed on 1/27/2026

Case Name: JINGLEHEIMER SCHMIDT v. DOE et al**Case Number:** [3:26-cv-00003](#)**Filer:** JOHN JACOB JINGLEHEIMER SCHMIDT**Document Number:** [2](#)**Docket Text:****Ex Parte MOTION for Temporary Restraining Order , MOTION for Preliminary Injunction by JOHN JACOB JINGLEHEIMER SCHMIDT. (Attachments: # (1) Proposed Order, # (2) Exhibit 1) (Attorney, Test)****3:26-cv-00003 Notice has been electronically mailed to:**

Test Attorney pawd.test.attorney@gmail.com

3:26-cv-00003 Filer must deliver notice by other means to:

Any Brief or Memorandum in support of the Motion for Temporary Restraining Order must be filed separately. Select **CIVIL** from the blue menu bar, then under **Motions and Related Filings** select **Responses, Replies and Briefs.**

Select **Brief / Memorandum of Law in Support of Motion** from the **Available Events** list and it will populate in the **Selected Events** field. Click **[Next]**.

Responses and Replies

Available Events (click to select an event)

Affidavit in Opposition to Motion
 Affidavit in Support of Motion
 Appellants Brief
 Appellants Reply Brief
 Appellees Brief
 Brief / Memorandum of Law in Opposition - Other
 Brief / Memorandum of Law in Opposition to Motion
 Brief / Memorandum of Law in Support - Other
Brief / Memorandum of Law in Support of Motion
 Objections to Report and Recommendation
 Objections to Special Master's Report and Recommendation
 Opening Claim Construction Brief
 Reply (do not select for a Response to Motion)
 Reply Brief
 Reply to Response to Motion

Selected Event

Brief / Memorandum of Law in Support of Motion

Your case number should be automatically generated in the **Civil Case Number** field. If not, enter the case number. Click **[Next]**.

Responses and Replies

Civil Case Number

Select the petitioner as the filer of the brief and click **[Next]**.

Responses and Replies
[3:26-cv-00003 JINGLEHEIMER SCHMIDT v. DOE et al](#)

JOHN DOE res
☒ JOHN JACOB JINGLEHEIMER SCHMIDT pet
 JANE SMITH res

Select the filer.

Select the Party:

DOE, JOHN [res]
JINGLEHEIMER SCHMIDT, JOHN JACOB [pet]
 SMITH, JANE [res]

[Choose File] for the PDF version of your brief to attach it to the docket entry. Be sure to right click on the file name, then **Open Document**, to verify you have the correct PDF document. Add any attachments, such as exhibits, as applicable. Once all documents have been attached and descriptions added, click **[Next]**.

Responses and Replies[3:26-cv-00003 JINGLEHEIMER SCHMIDT v. DOE et al](#)

If you use one of the drop-down Category items to describe an attachment, do not use the same word in the Description area to further describe your attachment or you will end up with duplicates of that word in the final docket text.

Select the PDF document and any attachments.

Main Document

BRIEF ISO ...OR TRO.pdf Describe Attachment

Attachments	Category	Description
1. <input type="button" value="Choose File"/> EXHIBIT 1.pdf	<input type="text" value="Exhibit"/>	<input type="text" value="1"/> <input type="button" value="Remove"/>
2. <input type="button" value="Choose File"/> EXHIBIT 2.pdf	<input type="text" value="Exhibit"/>	<input type="text" value="2"/> <input type="button" value="Remove"/>
3. <input type="button" value="Choose File"/> No file chosen	<input type="text"/>	<input type="text"/>

Check the box next to the Motion for Temporary Restraining Order and click **[Next]**.

Responses and Replies[3:26-cv-00003 JINGLEHEIMER SCHMIDT v. DOE et al](#)

Select the appropriate event(s) to which your event relates:

☒ 01/27/2026 [2](#) Ex Parte MOTION for Temporary Restraining Order , MOTION for Preliminary Injunction by JOHN JACOB JINGLEHEIMER SCHMIDT. (Attachments: # [1](#) Proposed Order, # [2](#) Exhibit 1) (Attorney, Test)

There is an open text field where you may, but do not have to, enter additional descriptive text. Click **[Next]** after making any selections or adding text.

Responses and Replies[3:26-cv-00003 JINGLEHEIMER SCHMIDT v. DOE et al](#)

Docket Text: Modify as Appropriate.

BRIEF in Support re [2] Motion for TRO, Motion for Preliminary Injunction filed by JOHN JACOB JINGLEHEIMER SCHMIDT. (Attachments: # (1) Exhibit 1, # (2) Exhibit 2) (Attorney, Test)

On this screen, you will see a preview of the docket text. This is the final screen to complete your transaction. Click **[Next]** if the docket text is correct.

Responses and Replies[3:26-cv-00003 JINGLEHEIMER SCHMIDT v. DOE et al](#)

Docket Text: Final Text

BRIEF in Support re [2] Motion for TRO, Motion for Preliminary Injunction filed by JOHN JACOB JINGLEHEIMER SCHMIDT. (Attachments: # (1) Exhibit 1, # (2) Exhibit 2) (Attorney, Test)

Attention!! Pressing the NEXT button on this screen commits this transaction. You will have no further opportunity to modify this transaction if you continue.

Have you redacted?

Source Document Path (for confirmation only):

C:\fakepath\BRIEF ISO MOTION FOR TRO.pdf pages: 1

C:\fakepath\EXHIBIT 1.pdf pages: 1

C:\fakepath\EXHIBIT 2.pdf pages: 1

Once the final transaction is submitted, a Notice of Electronic Filing (NEF) is generated, as shown below. **THIS IS HOW YOU KNOW THAT YOUR FILING HAS BEEN TRANSMITTED TO THE COURT.**

Responses and Replies[3:26-cv-00003 JINGLEHEIMER SCHMIDT v. DOE et al](#)

U.S. District Court

Western District of Pennsylvania

Notice of Electronic Filing

The following transaction was entered by Attorney, Test on 1/27/2026 at 2:51 PM EST and filed on 1/27/2026

Case Name: JINGLEHEIMER SCHMIDT v. DOE et al**Case Number:** [3:26-cv-00003](#)**Filer:** JOHN JACOB JINGLEHEIMER SCHMIDT**Document Number:** [3](#)**Docket Text:****BRIEF in Support re [2] Motion for TRO, Motion for Preliminary Injunction filed by JOHN JACOB JINGLEHEIMER SCHMIDT. (Attachments: # (1) Exhibit 1, # (2) Exhibit 2) (Attorney, Test)****3:26-cv-00003 Notice has been electronically mailed to:**

Test Attorney pawd.test.attorney@gmail.com

3:26-cv-00003 Filer must deliver notice by other means to:

Index of Docketing Events

Docketing events that may be pertinent to Moshannon Valley Processing Center Habeas Corpus cases can be found under the **CIVIL** header in the blue menu bar, and as follows. ****THIS LIST IS NOT EXHAUSTIVE****

Attorney Open an Unassigned Civil Case

- Civil Case Unassigned

Initial Pleadings and Service > Complaints, Other Initiating Documents

- ATTORNEY Petition for Writ of Habeas Corpus (To be used by filers. Credit card required.)
- ATTORNEY Motion for Leave to Proceed In Forma Pauperis

Motions and Related Filings > Motions

- Appear Pro Hac Vice (for Attorney filers only, Credit Card required)
- Expedite
- Leave to File Documents Under Seal
 - *For requesting permission to file a document under seal – **do not attach sealed document***
- Preliminary Injunction
- Sealed Motion
 - *For filing a Motion under seal after leave to do so has been granted*
- Stay
- Temporary Restraining Order

Motions and Related Filings > Responses, Replies and Briefs

Other Filings > Notices

- Notice of Appearance

Other Filings > Appeal Documents

- Notice of Appeal (Credit Card Required)

Other Filings > Other Documents

- Bond
 - *To be used for filing a Surety Bond*
- Declaration
- Redacted Document
- Sealed Document
 - *For filing a document under seal after leave to do so has been granted*
- Sealed Exhibit
 - *For filing exhibits under seal after leave to do so has been granted*
- Security Bond (To be used by filers – must update PACER to ACH)
 - *To be used for paying bond electronically – contact the court at 412-208-7500 to have the correct amount set for payment*
- Status Report